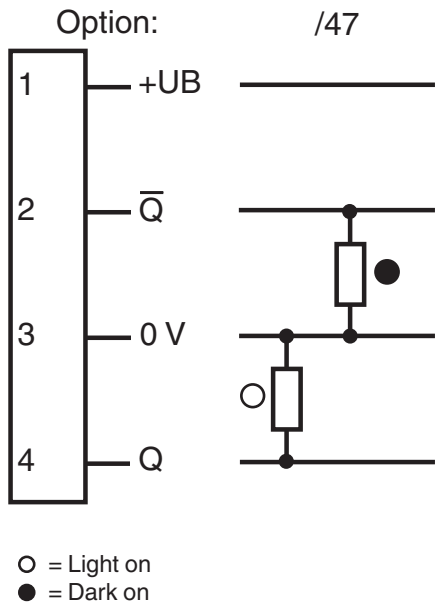


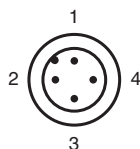
Technical Data

| | | |
|---|----------------|--|
| Threshold detection range | | 26 m |
| Reference target | | H85-2 reflector |
| Light source | | LED |
| Light type | | modulated visible red light , 660 nm |
| Polarization filter | | yes |
| Diameter of the light spot | | approx. 350 mm at a distance of 20 m |
| Opening angle | | emitter 1.2° receiver 2° |
| Ambient light limit | | 80000 Lux |
| Functional safety related parameters | | |
| MTTF _d | | 950 a |
| Mission Time (T _M) | | 20 a |
| Diagnostic Coverage (DC) | | 0 % |
| Indicators/operating means | | |
| Operation indicator | | LED green |
| Function indicator | | 2 LEDs yellow, light up when light beam is free, flash when falling short of the stability control, off when light beam is interrupted |
| Electrical specifications | | |
| Operating voltage | U _B | 10 ... 30 V DC |
| Ripple | | 10 % |
| No-load supply current | I ₀ | ≤ 40 mA |
| Output | | |
| Switching type | | light-on |
| Signal output | | 2 PNP, complementary, short-circuit protected, reverse polarity protected , open collectors |
| Switching voltage | | max. 30 V DC |
| Switching current | | max. 200 mA |
| Switching frequency | f | 250 Hz |
| Response time | | 2 ms |
| Conformity | | |
| Product standard | | EN 60947-5-2 |
| Approvals and certificates | | |
| Protection class | | II, rated voltage ≤ 250 V AC with pollution degree 1-2 according to IEC 60664-1 |
| UL approval | | E87056 , cULus Listed , class 2 power supply , type rating 1 |
| Ambient conditions | | |
| Ambient temperature | | -40 ... 60 °C (-40 ... 140 °F) |
| Storage temperature | | -40 ... 60 °C (-40 ... 140 °F) |
| Mechanical specifications | | |
| Housing width | | 25.8 mm |
| Housing height | | 88 mm |
| Housing depth | | 54.3 mm |
| Degree of protection | | IP67 |
| Connection | | with 0.3 m fixed cable and M12 connector, 4-pin |
| Material | | |
| Housing | | Plastic ABS |
| Optical face | | plastic |
| Mass | | 70 g |

Connection








Connection Assignment



Wire colors in accordance with EN 60947-5-2

| | | |
|---|----|---------|
| 1 | BN | (brown) |
| 2 | WH | (white) |
| 3 | BU | (blue) |
| 4 | BK | (black) |

Accessories

| | | |
|---|---------------------|---|
|  | OMH-05 | Mounting aid for round steel ø 12 mm or sheet 1.5 mm ... 3 mm |
|  | OMH-21 | Mounting bracket: mounting aid for sensors in the RL* series |
|  | OMH-22 | Mounting aid for RL* series |
|  | OMH-RLK29-HW | Mounting bracket for rear wall mounting |
|  | OMH-RL28-C | Weld slag cover model |